

Serampore Girls' College

13, T.C. Goswami Street Serampore Hooghly - 712201 West Bengal

NAAC Criteria 4.1.1



SCIENCE LABORATORIES PICTURES and INSTRUMENTS:

1. GEOGRAPHY LAB

GIS LAB(SB-33)

In the Geographical Study involves Practical work(Semester-5th Hons) in GIS comprising of topics i-e Introduction and Installation of GIS, Extraction of data from “Google Earth” into “Q-GIS”(3.10), Insertion of data into several layers. Study aim is to provide image-based guidance to the beginners so that they will become able to use the basics of GIS tool and get benefits from GIS.




Students performing practical work (left) and pictures of GIS lab (right)

SOIL LAB(SB-36)

Our soil laboratory introduced purely for syllabus of 4th semester honours as per CU CBCS system. This soil lab, providing a tangible way to learn about soil reaction (pH) and salinity using field kit. We collect various soil samples from the field of the students. Instruments are available in lab-soil kit, Refractometer, pH

strip,sieve,oven ,weighted machine,measuring glass, filter paper,test tube,etc.




Students determining Soil PH levels (left) and performing practical on weighing machine (right)



Picture of Soil Lab

CARTOGRAPHIC LAB(SB-32)

Cartography Lab has been a centre of innovation for map design, interactive visualisation, and geographic thinking. The Cart Lab is a unique “maker”-a space in which, students work together to discuss complex problems and create compelling visuals of map. As geographers, we view maps and map-based applications as essential tools for addressing complex geographic issues and promoting place-based dialogue. To this end, we bring passion and experience to each new project in order to meet **your mapping needs.**



Students doing practical in Cartographic lab along with the instruments

2. BOTANY LAB

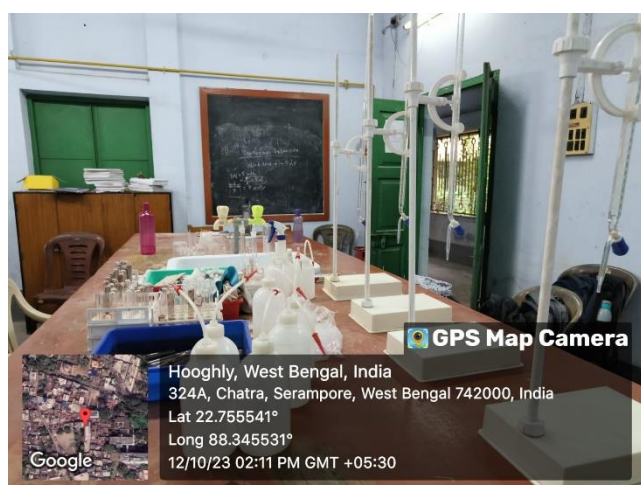
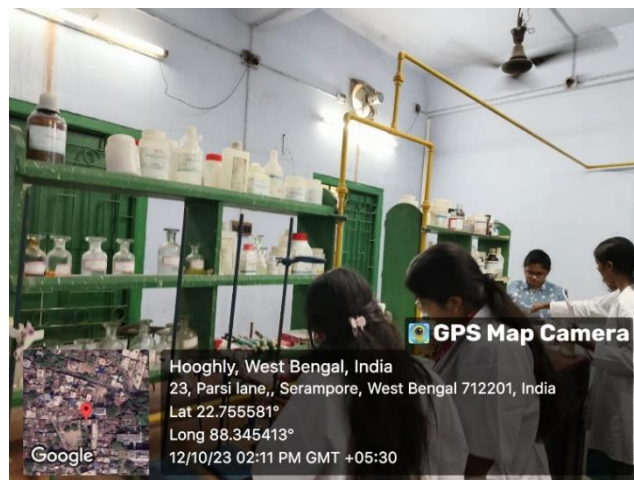
Room No. NB 13



Students performing practical in Botany Lab with Medicinal plants from the College Garden

3. CHEMISTRY LAB


Room No. VB 2a



Students performing experiments with instruments in Chemistry Lab

4. ZOOLOGY LAB


Room No. NB 13



Students performing experiments with instruments in Zoology Lab

5. PHYSICS LAB

Room No. VB 9 and VB 10



2/1, Para lane S/Eagan, Serampore, Dakshin Rajyadharpur, West Bengal 712201, India

Dakshin Rajyadharpur
West Bengal
India
2023-07-04(Tue) 11:49(am)

34°C
93°F

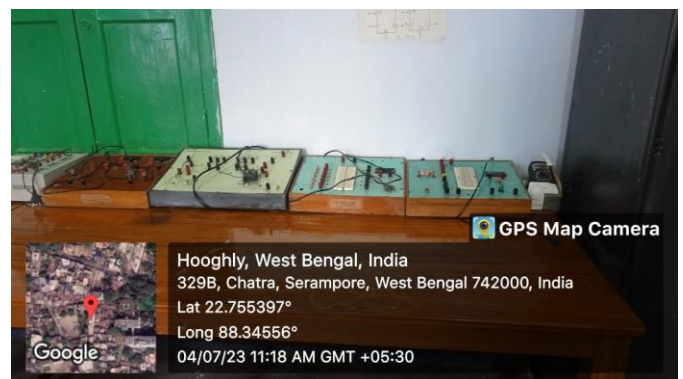
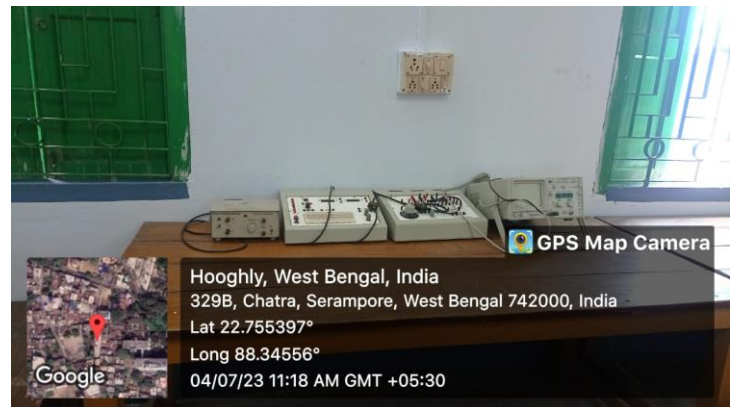
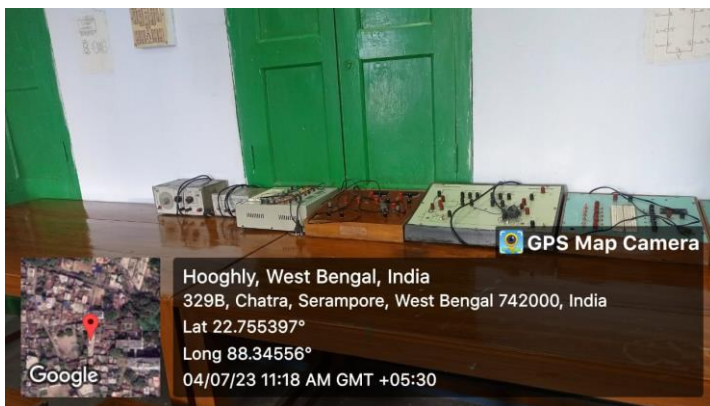
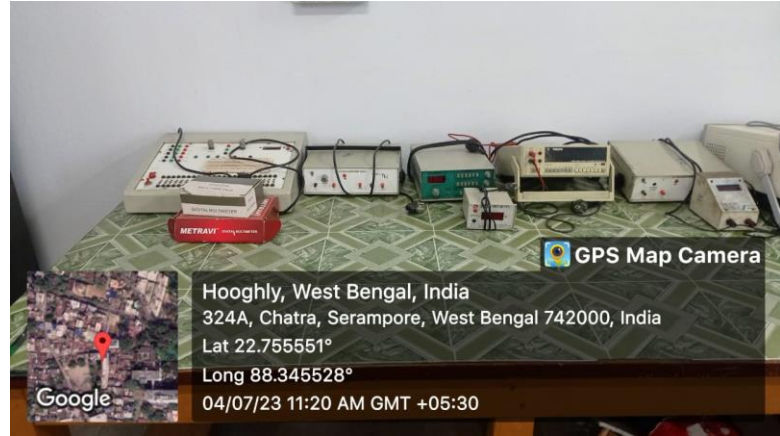
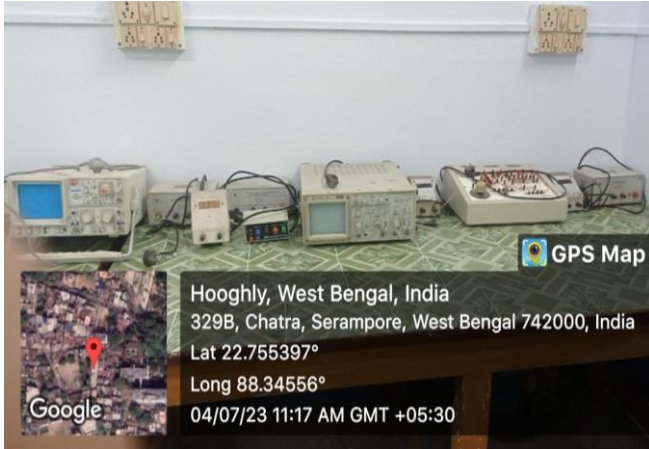


experiment conducted in time.
Use instruments like oscilloscope, function generators, power supplies, etc. only after thorough understanding of their working and safety measures.
Conduct the experiment only after the circuit connections have been approved by the staff members.
Always test the components and equipment before you start the experiments.



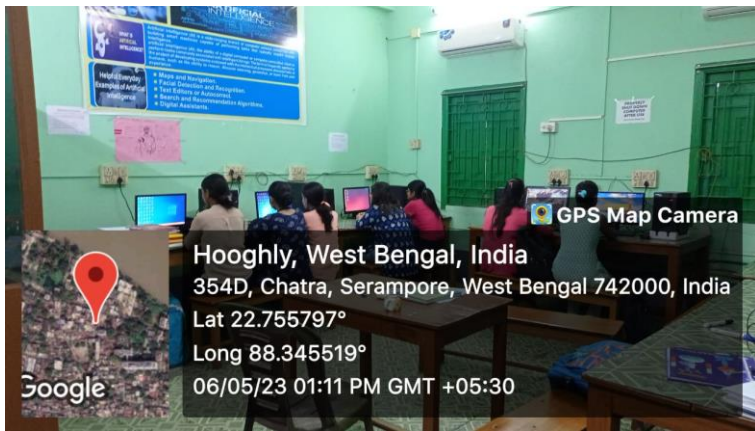
Instruments in Physics Lab

6. ELECTRONICS LAB Room No. VB 6



Instruments in Electronics Lab

7. COMPUTER SCIENCE LAB
Room No. VB 8



Students doing practical in Computer Science Lab

